

Scan the QR code →
to open the soundscape!

Book Title

Nigel and the Moon

Content Area

ELA, Community Helpers

Grade Levels

PreK-5th

Learning Targets

Activity 1: Students sketch sounds from the soundscape.

Activity 2: Students draw and discuss job tools.

Activity 3-5: Students draw and write about their dreams.

Activity 6: Students list character traits of Nigel.

Activity 7-8: Students describe Nigel in the story.

Activity 9-10: Students sequence the story.

Activity 11: Students define career.

Activity 12: Students write about the theme.

Activity 13: Students explore figurative language.

Activity 14-15: Students reflect on the book.

Activity 16: Students discuss careers.

Activity 17-18: Students complete a job application.

Activity 19: Students unscramble words.

Activity 20-21: Students complete a word search.

Materials Needed:

pencil, coloring materials, scissors, glue

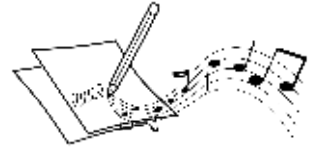
Tech Tip

Project [this video](#) for a fun whole group guessing game about jobs.

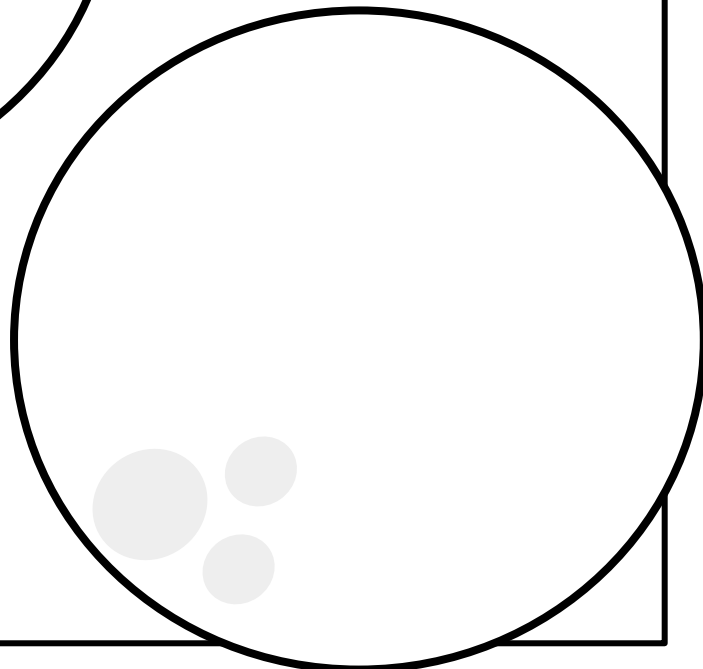
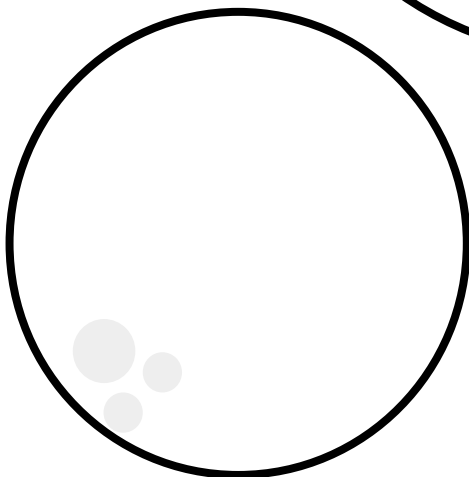

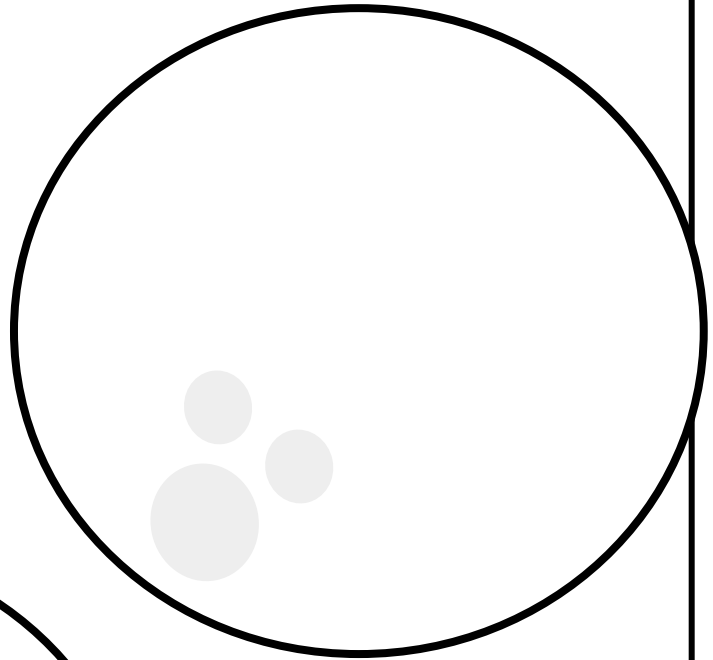



Name: _____

Soundscape Sketch




While listening to the story with Novel Effect, draw a picture of the different sounds you hear in the soundscape. Afterwards, the class will discuss which sounds they sketched.



Name: _____

Color in the tools below. Then, as a class discuss which jobs use each tool.






When I grow up I want to



Name: _____


Draw a picture of yourself telling the moon your dream.
Then, write about it.



My dream is

Name: _____

Draw a picture of yourself telling the moon your dream.
Then, write about it.




My dream is

Name: _____

Character Traits


Complete the picture of Nigel. Write character traits that describe him.




Name: _____

Show how Nigel's feelings changed throughout the story.
Draw his facial expressions and write an explanation below.

At first...



But then...



Name: _____

Getting to Know Nigel

Illustrate Nigel. Then, describe his feelings, motivation(s) and character traits throughout the book.

Feelings 

Motivations 

Traits 



Name: _____

Sequence the Story

Directions: Cut and glue the story events from *Nigel and the Moon* in order.

First

Next

Then

After that

Last



Nigel asks to be excused from class.

Nigel's class takes a trip to the library.

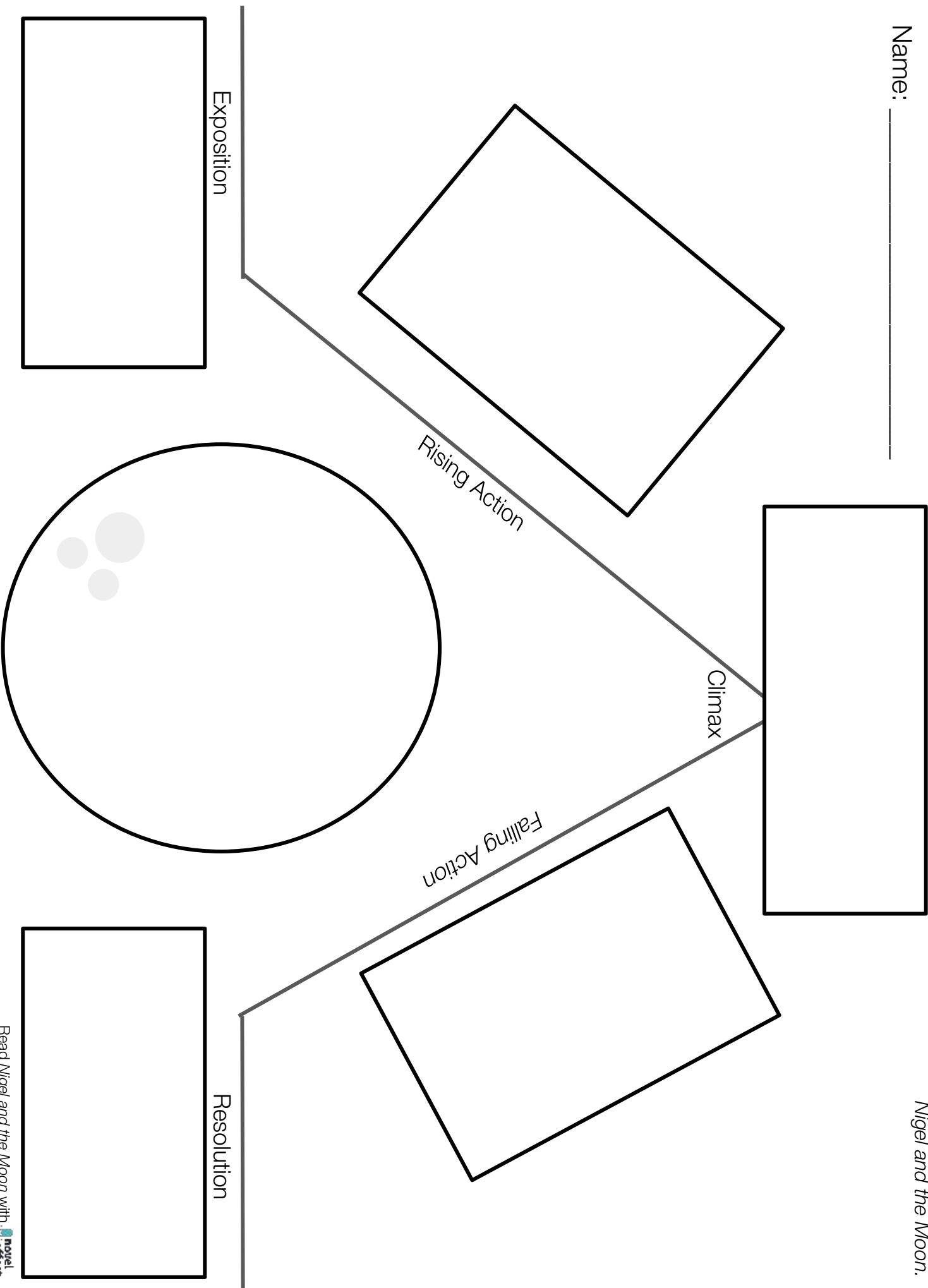
Nigel is proud of his parents.

The students shadow their parents.

His parents show up for career week.

Name: _____

Complete the **story plot** for
Nigel and the Moon.



Name: _____

Put a spotlight on the word:

career

Draw or write examples of **careers**.



Draw or write 3 **careers** you think you'd enjoy.




What **career** would you most like to have and why?

Write a sentence using the word **career**.

Name: _____

Write about and illustrate two parts of the story that support the theme of of this book.





Text Evidence:

Text Evidence:



Illustrate the scene:

Illustrate the scene:




Name: _____

Figurative Language


Authors use **figurative language** to create images for us as we read. Draw what you imagine for each term in the story. Then, write a description of what you think it means.

Nigel twirls among the stars.




Illustrate it!

Nigel shrinks in his chair.




Illustrate it!

When the sun rises, he packs his dreams away again.



Illustrate it!

....a shy smile grows across his face.



Illustrate it!

Name: _____

Book Reflection

Reflect on the book by answering the questions below.

List the characters in the story.

Why do you think Nigel only shared his dreams with the moon?

How did Nigel feel at the beginning of the story?

How did Nigel's feelings change by the end of the story?

Why do you think Nigel was nervous to share his dreams with the class?

What is the main message this story teaches?

Describe a dream you have.

Name: _____

Book Reflection

Reflect on the book by answering the questions below.

Describe the inner conflict Nigel struggled with in the story.


How did Nigel change throughout the story?

Describe the story's tone.

What is one theme that you noticed? Use an example from the book.

How did the Novel Effect soundscape mirror Nigel's feelings?

Summarize the story.



Describe the lesson this story teaches. How can you apply it to your life?

This or That...

Grab a partner. Read the career options below and ask each other 'this or that'. Then, discuss why you picked each option.

teacher or librarian

doctor or veterinarian

singer or actor/actress

fireman or police officer

race car driver or taxi driver

dentist or hair stylist

author or illustrator

scientist or astronaut

chef or farmer

athlete or soldier

construction worker or fisherman


detective or news reporter

Job Application

Name: _____

Job Title: _____


Describe this job: _____



Why do you want this job?: _____

How did you hear about this job?: _____

Draw 3 tools you will need for this job.



Job Application

Name: _____

Desired Position: _____

Describe the position you are applying to: _____

What skills and/or training is needed for this position?: _____

What tools will you need to complete these tasks?: _____

Why do you want this job?: _____

Explain why you're a good candidate for this job: _____

Provide background information about yourself: _____

List your interests and hobbies: _____

How did you learn about this job?: _____

Name: _____

Unscramble the Jobs

mayor author dancer nurse driver cashier chef
banker teacher fireman dentist soldier farmer scientist

mfaenri

afrrerm

fhec

rhoatu

isledor

cintetiss

ahreics

eracnd

tdntise

ereahct

erivrd

unesr

amyro

rbenka

Name: _____

Unscramble the Jobs

mfaenri

afreem

fhec

rhoatu

isledor

cintetiss

ahreics

edarcn

tdntise

ereahct

erivrd

unesr

amyro

rbenka

Name: _____

Nigel and the Moon Word Search

a	n	c	m	o	o	n	r
h	o	j	a	b	p	b	N
N	i	g	e	l	n	o	a
m	j	d	r	a	f	j	h
b	n	a	d	r	l	o	o
o	p	k	o	N	y	m	p
j	N	e	d	a	n	c	e

Nigel dream hope moon

job dance fly

Name: _____

Word Search

N	h	o	y	p	r	a	r	s	x	o	g	j	o	b
p	a	r	e	e	N	d	a	t	y	k	u	a	n	s
v	c	r	c	a	a	c	N	v	r	l	r	s	m	v
a	s	n	s	n	r	j	e	r	a	m	p	e	r	c
r	a	u	c	c	c	t	o	N	r	d	e	p	s	v
d	s	v	n	a	e	h	r	g	b	j	b	o	N	p
p	d	p	r	r	r	b	e	p	i	s	c	h	o	e
l	N	i	g	e	l	a	h	a	l	b	y	r	l	g
o	v	g	a	e	a	l	r	r	b	j	p	r	k	a
p	y	h	e	r	s	n	e	r	v	o	u	s	y	t
p	a	r	e	n	t	s	p	s	a	c	n	i	h	s
b	r	t	x	v	s	b	u	z	x	N	c	p	r	i
a	c	j	N	s	u	i	s	d	d	r	e	a	m	g
l	c	a	a	n	r	j	y	j	n	e	r	v	o	h
b	a	l	l	e	t	y	n	i	g	h	t	e	o	t
p	c	a	r	e	n	s	b	a	l	l	t	s	n	a
p	r	o	d	r	e	p	r	o	u	d	c	a	r	N

Find the words:

Nigel moon dream hope career ballet dancer superhero

class nervous proud stage parents job library night

Name: _____

Answer Key

			m	o	o	n	
			a				
N	i	g	e	l			
			r		f		h
b			d		l		o
o					y		p
j			d	a	n	c	e

Nigel dream hope moon

job dance fly

Name: _____

Answer Key

				r								j	o	b
			e					y						
		c						r			s			
	n							a			e			
a			c			o		r			p			
d			a			r		b			o			
			r			e		i			h		e	
	N	i	g	e	l		h	l						g
			e			r								a
			r		n	e	r	v	o	u	s			t
p	a	r	e	n	t	s	p							s
				s			u							
			s			s		d	r	e	a	m		
		a											o	
b	a	l	l	e	t		n	i	g	h	t		o	
	c												n	
						p	r	o	u	d				

Find the words:

Nigel moon dream hope career ballet dancer superhero

class nervous proud stage parents job library night

Nigel and the Moon Discussion Questions

Prek-2

Before Reading:

- What do you think the boy on the cover is doing?
- Where do you think this story takes place?
- Do you think this story is fiction or nonfiction? How can you tell?
- Make a prediction about what will happen in this story.

While Reading:

- On page 2, why do you think Nigel feels his dreams are safe with the moon?
- The book says, "...his class shadows their parents at work." What do you think that means?
 - Look at the illustrations. Can you tell what her job is?
- How does Nigel feel about sharing his dreams with the class? How can you tell?

After Reading:

- Why do you think Nigel was nervous about his parents coming to career day?
- How did Nigel's feelings about his parent's careers change after he saw his classmates' reactions?
- Make a text to self connection. Think about a time you felt nervous sharing something in front of a group of people.
- What did this story remind you of?
- What lesson does this story teach?
- What do you want to be when you grow up?



Nigel and the Moon

Discussion Questions

3-5

Before Reading:

- What medium did the illustrator use to design the book cover?
- Make a prediction about the setting. Why do you think it takes place in that location?
- How does the cover make you feel? Predict the tone of the story.

While Reading:

- On page 3, make a prediction about what Nigel's dream may be.
- The book says, "...his class shadows their parents at work." What does it mean to shadow somebody? Why do you think this term is used? Why might they be shadowing their parents?
 - Use context clues to determine his mother's profession. How can you tell what she does?
- What does it mean to *quiver*? Why do you think Nigel 'quivers at the thought' of telling the world his dreams?
- Why do you think Nigel feels more comfortable telling the moon his hopes and dreams versus his classmates?

After Reading:

- Recall figurative language from the story. What did you visualize?
- Identify symbolism you noticed in the illustrations and/or text.
- Describe foreshadowing the author and/or illustrator used to hint at Nigel's parents' professions.
- Determine one theme within the story. Use text evidence to support your thinking.
- What lesson did you take away from this story?





Nigel and the Moon **Writing Prompts**

K-2

- Which classroom job is your favorite? Why?
- Write a list of 5 things you'd like to be when you grow up. Rank them with 1 being what you'd like to be most.
- What do you want to be when you grow up? Draw a picture and explain why you'd choose this job.
- Write a letter to Nigel. Include advice and questions for him.
- Write about a part of the story that surprised you. What were you expecting to happen instead?
- Summarize the story using first, next, then, and last.





Nigel and the Moon

Writing Prompts

3-5

- Write about a time in your life you related to Nigel.
- Rewrite the story from Nigel's perspective.
- Imagine you are applying to the job of your dreams. Write a letter to the boss explaining why you are the best fit for the job.
- Describe how your predictions about this story compared to what actually happened.
- Write about the story's message. How can you apply this to your life?
- Write about a theme you noticed in this story. Use text evidence to support your answer.



No Print Novelties

Use these low prep and no print activities at home and school.

1. Charades



Directions:

- Students think about what they want to be when they grow up.
- One volunteer comes to the front of the class at a time and acts out a task of their chosen profession.
- The student that guesses the profession correctly goes next.

2. Draw Your Dreams

Directions:

- Grab a large sheet of butcher or anchor chart paper.
- Students draw, or write, a dream they have on the paper.
- Hang up in your classroom to inspire them throughout the year.

Home Challenge



1. Describe your job and the daily tasks you complete to your little learner. Answer any questions they have about what you do.
2. Go to the library with your little learner. Explore books together that show different career paths.
3. Play an online [career guessing game](#) together!

